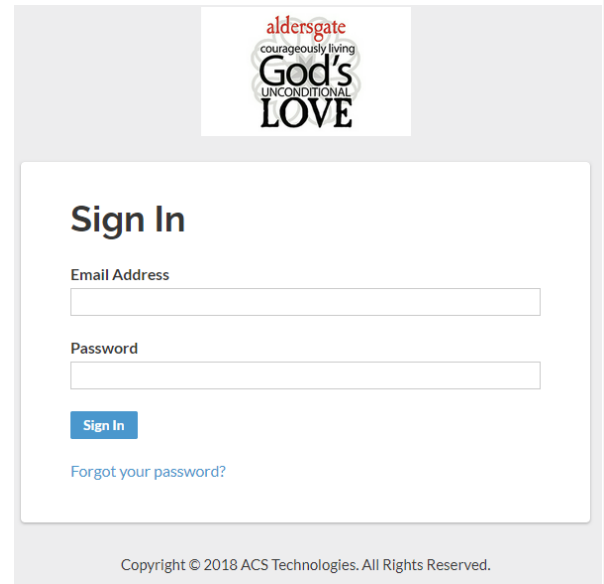


Give Online – How to set up online giving and where to find your contributions.

To access your online account, open your web browser and go to <https://onrealm.org/Aldersgate/SignIn>.

Enter your email address and password. Hit enter or click the Sign In button.

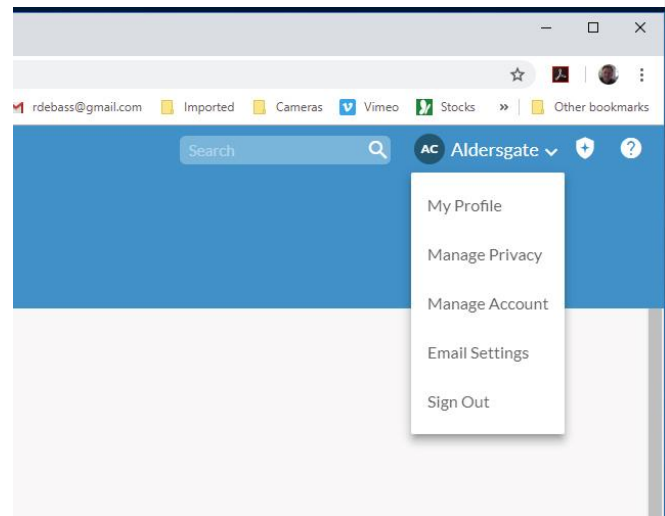


The screenshot shows the sign-in page for Aldersgate. At the top right is the Aldersgate logo with the tagline "courageously living" and "God's UNCONDITIONAL LOVE". The main heading is "Sign In". Below it are two input fields: "Email Address" and "Password". A blue "Sign In" button is positioned below the password field. A link for "Forgot your password?" is located below the button. At the bottom of the page, a copyright notice reads "Copyright © 2018 ACS Technologies. All Rights Reserved."

After logging in, click on your name and select My Profile from the drop down list.

This will take you to the Community section, with a list of menu items on the left.

Select Giving.



Your giving history will be listed here.

If you have a pledge, it will be listed on the right side of the page.

To set up a one-time or recurring online gift, click the blue **+GIVE** button.

The screenshot shows the Aldersgate Giving interface. On the left is a navigation menu with 'Giving' highlighted. The main area has a blue header 'Giving' and a '+ Give' button. Below the button, there's a message: 'No giving history for the selected filters'. To the right, there's a 'GIVING NUMBER' dropdown menu set to 'None'.

The **GIVE NOW** page will appear.

Enter your giving details. Be sure to select:

The **FUND** you are giving too:

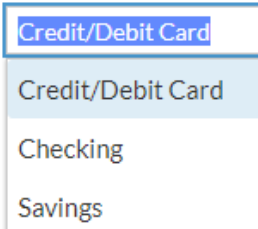
A dropdown menu showing 'Operating Budget' selected. Other options include Building Lives, Missions, Youth Missions, and NTFHH.

The **FREQUENCY** of your giving:

A dropdown menu showing 'One time' selected. Other options include Once a week, Every two weeks, Once a month, Twice a month, and Every three months.

The screenshot shows the 'Give Now' page. It has a blue header 'Give Now' and a 'GIVING DETAILS' section. The 'Give' field is set to 0.00, 'Frequency' is 'One time', and 'On' date is 01/30/2018. Below is the 'PAYMENT INFORMATION' section with various input fields for account details and billing information. There are also social media icons for VISA, MasterCard, and American Express.

When entering your payment information, you can give directly from a checking account or savings account as well as a debit or credit card.



After entering all required information, click the **GIVE** button.

aldersgate
God's UNCONDITIONAL LOVE

News
Messages
Events
Giving
Groups ▾
Directory

support | Privacy | Terms of Use
Copyright © 2018 ACS Technologies.

support | Privacy | Terms of Use
Copyright © 2018 ACS Technologies.

Give Now

GIVING DETAILS

Give* 0.00 to Operating Budget ▾
+ Give to an additional fund

Frequency* One time ▾
On* 01/30/2018 📅

PAYMENT INFORMATION

Save for future use

Account Nickname

Account Type Credit/Debit Card ▾

Account Number*

Expiration Date* ▾ / ▾

Name on card* Annie Aldersgate

Billing Address Line 1* 1301B Collingwood Rd

Billing Address Line 2

Billing City* Alexandria

Billing Address Line 2

Billing City* Alexandria

Billing State* Virginia ▾

Billing Postal Code* 22308-1602

Email Address* ric0395@verizon.net

Give or Cancel